



JOSH KENNEDY  
WEST COAST POLY BRAND AMBASSADOR



## PRICE LIST JULY 2024

AGRICULTURAL | TROUGHS | CARTAGE | LIQUID FERTILISER | MIXING | FIREGUARD® | DIESEL | RESIDENTIAL



## ABOUT US

Family-owned and operated, West Coast Poly is proudly West Australian.

Manufacturing our range of products from our modern facility in Canning Vale, we are proud to be part of our great state's strong tradition of local manufacturing & innovation.

Since opening in 1999, we've been dedicated to producing high-quality, long-lasting polyethylene vessels using a specialised "single piece" method. This seamless moulding process delivers superior strength & durability - perfectly suited to Western Australia's demanding conditions.

Originally focused on agriculture and supporting our state's primary producers, we've expanded to serve the resource, mining, industrial, and civil sectors. Along the way, we've built lasting relationships with a loyal client base that values quality, reliability, and local expertise.

## OUR TECHNOLOGY

At West Coast Poly, we're committed to leading the way in roto-moulding technology.

Through continual investment in advanced software, state-of-the-art machinery, and refined manufacturing techniques, we ensure the highest standards of quality.

In 2020, we introduced the SRM 6500 Series 3-Sided Shuttle Machine - one of the largest of its kind - joining our three twin shuttle machines to elevate production. Our 2023 addition, a 4.1m, 4-arm carousel, further boosts capacity and ensures fast, reliable service for our customers.

Every tank we produce is built to meet our **Engineered. Tested. Certified. Trusted.** quality commitment. Each unit undergoes rigorous testing - including ultrasonic wall thickness measurement and low-temperature impact testing - to ensure it is strong, thick-walled, and built to last.

This unwavering focus on quality is why we're ISO and Watermark certified - and why you can always count on a superior, long-lasting tank that's truly built for WA.

## BRAND AMBASSADOR - JOSH KENNEDY

Premiership player Josh Kennedy has proudly represented WA on the nation's biggest stage - & now he's teaming up with West Coast Poly to champion local manufacturing and support rural communities.

Having grown up in the regional town of Northampton, Josh understands the challenges of dry conditions and the vital role quality water storage plays across the state.

We also recognise the importance of grassroots footy in bringing people together. Through our 16+ year partnership with the WACFL, & now alongside Josh, we're committed to supporting local football & strengthening the communities that support us.





**CHAD SOUTHCOTT**  
WCP SALES MANAGER

**JOSH KENNEDY**  
AFL SUPER STAR

**CONNECT WITH US**



# Water Storage Tanks

## AGRICULTURAL RANGE

At West Coast Poly, we make tanks that are built for WA - strong, lightweight, & ready for the toughest conditions.

Our water tanks are easy to install, simple to relocate and built to last. UV-stabilised, rigorously tested, and backed by a 20-year guarantee, they're made for long-term reliability.

Whether it's storing rain water, stock water, spray water, or bore water, West Coast Poly delivers a water tank that you can rely on.

### THE RANGE *See Back Cover for Colour Options*



4,500L



5,300L



9,000L



10,000L



14,000L



23,000L



25,000L



27,500L



38,000L



50,000L





## DIMENSIONS & COST

Product Code	Litres	Gallons	Diameter	Inlet Height	Apex Height	Price
WCP4500R	4,500L	1,000 gal.	1.80m	1.89m	2.00m	<b>\$1,375</b>
WCP5300R	5,300L	1,175 gal.	1.93m	2.13m	2.13m	<b>\$1,595</b>
WCP9000R	9,000L	2,000 gal.	2.35m	2.19m	2.30m	<b>\$2,233</b>
WCP10000R	10,000L	2,200 gal.	2.35m	2.53m	2.64m	<b>\$2,662</b>
WCP14000R	14,000L	3,100 gal.	2.85m	2.34m	2.45m	<b>\$2,871</b>
WCP23000R	23,000L	5,100 gal.	3.78m	2.33m	2.45m	<b>\$3,850</b>
WCP25000R	25,000L	5,600 gal.	3.78m	2.50m	2.62m	<b>\$3,993</b>
WCP27500R	27,500L	6,100 gal.	3.78m	2.75m	2.87m	<b>\$4,631</b>
WCP38000R	38,000L	8,400 gal.	4.30m	3.07m	3.15m	<b>\$7,458</b>
WCP50000R	50,000L	11,100 gal.	4.60m	3.30m	3.45m	<b>\$9,834</b>

“

Fitted out for you at time of delivery”

### STANDARD FITTINGS:

- Brass outlet + poly ball valve up to 40mm (1 1/2") (4,500L - 10,000L)
- Brass outlet + poly ball valve up to 50mm (2") (14,000L - 50,000L)
- 90mm overflow
- Leaf strainer and screw top lid
- Available in a range of colours matched to the Colorbond® range



Built for Excellence

**ENGINEERED. TESTED. CERTIFIED. TRUSTED.**

FEA-CERTIFIED DESIGN & UNDERGO ADVANCED ULTRASONIC THICKNESS TESTED

## COMBO DEALS

Product Code	Combos	Price
WCP23000RCOM	2 x 23,000L (46,000L)	<b>\$7,590</b>
WCP25000RCOM	2 x 25,000L (50,000L)	<b>\$7,832</b>
WCP27500RCOM	2 x 27,500L (55,000L)	<b>\$9,152</b>
WCP38000RCOM	2 x 38,000L (76,000L)	<b>\$14,586</b>
WCP50000RCOM	2 x 50,000L (100,000L)	<b>\$19,338</b>

Savings when you buy a Combo



Fast, Simple Set Up,  
No On-Site Assembly

## INSTALLATION

Scan our QR code for installation of rural tanks guidelines



**SEE PAGE 5 FOR RANGE OF ACCESSORIES**



WATER STORAGE



ADVANCED  
MANUFACTURING  
TECHNOLOGY



MADE IN WESTERN  
AUSTRALIA



FREE DELIVERY  
within 800kms of Perth



# Water Storage Tanks

## AGRICULTURAL RANGE

### EXTRA FITTINGS & ACCESSORIES

TRANSFER / PRESSURE / FIRE FIGHTING PUMPS



**DAVEY HS SERIES**  
Transfer Pump



**Davey 5155HV**  
Fire Pump



**DAVEY HP 65-06T**  
Pressure Pump



**DAVEY FIREFIGHTER PUMP**  
Twin Impeller 525Sh



**DAVEY YANMAR L70N**  
Diesel Pump



**DAVEY 3" BSP**  
Gusher Pump



WE HAVE A RANGE OF  
**DAVEY**  
**SUBMERSIBLE**  
**PUMPS**  
AVAILABLE

### OUTLETS & BALL VALVES

Our outlets & ball valves are Watermarked certified, meaning that each material & product has been rigorously tested and evaluated and certified by a WaterMark Conformity Assessment Body.



(N) Nickel plated Brass

(P) Polyethylene

Size	Product Code	Brass Outlets	Product Code	Ball Valves
25mm (1")	WCP25BO	<b>\$22</b>	WCP25BV	<b>\$22 (N)</b>
32mm (1 1/4")	WCP32BO	<b>\$33</b>	WCP32BV	<b>\$33 (N)</b>
40mm (1 1/2")	WCP40BO	<b>\$44</b>	WCP40BV	<b>\$44 (P)</b>
50mm (2")	WCP50BO	<b>\$55</b>	WCP50BV	<b>\$66 (P)</b>
80mm (3")*	WCP80BO	<b>\$176</b>	WCP80BV	<b>\$198 (N)</b>

\*80mm (3") is Poly welded in.

### LEVEL GAUGES

Gauges	Product Code	Price
Express Tank Gauge	WCPETG	<b>\$143</b>
Guided Tank Gauge	WCPGTG	<b>\$275</b>
Hansen Level Alert	WCPHLA	<b>\$374</b>

*Tank gauge, supplied only*

### FLEXIBLE COUPLINGS

Recommended to avoid any loading on the wall/s of storage tanks.



500mm plus fittings

Size	Product Code	Price
40mm (1 1/2")	WCPFLX40X500	<b>\$110</b>
50mm (2")	WCPFLX50X500	<b>\$132</b>
80mm (3")	WCPFLX80X500	<b>\$374</b>

IF YOU REQUIRE A PARTICULAR FITTING NOT SHOWN, PLEASE CONTACT US ON (08) 9456 5888



# Agricultural Range

# **FREE DELIVERY**

## within 800kms of Perth

**Our logistics and transport team make sure your tank is delivered safely and on time.**

Using our large fleet of trucks, that are equipped with purpose-built trays and low-profile trailers for safe and efficient transport to site. Our fleet of trucks are dispatched throughout the state each week, ensuring a prompt delivery of your tank. And because of our large fleet size, we can offer you the flexibility of a quick order turn-around if required.

As part of our delivery service, our transport team members will install the tanks standard fittings for you on site. From our factory to your door, in the hands of West Coast Poly's professional logistics team & delivery drivers, you can be sure of an smooth delivery and fit-out of your tanks.

If you have any variations or special requirements when it comes to your delivery, discuss it with our team at the time of quotation or order.

“

Just a quick note, our delivery this week was great. Dale was very professional, safe and friendly + communicated delivery clearly and in a timely manner. He made set up look like a breeze... again thanks Dale.

Sue & Arnold W





# **FIRE GUARD**

## **COMPACT FIRE FIGHTING UNITS**

“Compact design fits easily onto ute tray backs, trucks or trailers”

**Your first line of fire defence. Our most compact and versatile units, feature a slip-on skid frame for easy deployment and removal from your ute, truck or trailer.**

Expertly engineered by our team this all-in-one unit, comes complete with a fast release and high output hose reel. Paired with a reliable Davey pump and Honda engine, attached to a galvanised skid frame.

### **FIREGUARD® COMPACT FIRE FIGHTING UNITS** (total dimensions, tank & skid frame)


Product Code	Volume	Width (skid frame)	Length (skid frame)	Height	Price
WCP600FF	600L	1.50m	1.20m	1.115m	<b>\$6,094</b>
WCP800FF	800L	1.50m	1.20m	1.160m	<b>\$6,292</b>
WCP1000FF	1,000L	1.50m	1.20m	1.335m	<b>\$6,490</b>

**PRICES INCLUDE:** All in one unit, complete with galvanised skid, hose reel, and pump. Full details in standard fittings below.

#### **STANDARD FITTINGS INCLUDE**

- 40mm camlock quick connection fittings
- Hinged screw top lid
- Hot dipped galvanised skid with front & side fork tine lifting and tie down points
- Cast aluminium hose reel, fast winding with a reel lock and easy guide rails
- 30m x 25mm hose with adjustable flow nozzle
- 6m suction hose with foot valve for fast and efficient self-filling capability
- Davey 5155HV fire pump with a 5.5hp HondaGX160 engine
- Level site tube indicator

#### **ADDITIONAL ACCESSORIES**



Individual Hose Reel - \$990



Individual Hose Reel with 1" fire hose and nozzle - \$1,276



**PUMP UPGRADE AVAILABLE**  
Davey Firefighter Pump  
Twin Impeller 5265HV - \$341

“Low Profile Design For Even Weight Distribution”



# FIRE GUARD

## SKID MOUNTED FIRE RESPONDERS

Engineered for optimal performance and rapid response, the low-profile design ensures even weight distribution for safe and easy transport.

With user-friendly features and a low-profile design, these units fit neatly on tray-back utes or flatbed trucks. The heavy-duty galvanized steel sled securely bolts the tank, pump, and hose reel for balanced spacing and easy access during critical moments.

### FIREGUARD® SKID MOUNTED FIRE RESPONDERS (total dimensions, tank & skid frame)

Product Code	Volume	Width (skid frame) APPROXIMATE	Length (skid frame) APPROXIMATE	Height	Price
WCP600FR	600L	1.50m	1.8m	0.71m	\$6,083
WCP800FR	800L	1.50m	1.8m	0.86m	\$6,292
WCP1000FR	1,000L	1.50m	1.8m	1.06m	\$6,490
WCP1500FR	1,500L	2.0m	2.0m	1.01m	\$7,964
WCP2000FR	2,000L	2.0m	2.0m	1.22m	\$8,316
WCP3000FR	3,000L	2.0m	2.0m	1.27m	\$9,408

**PRICES INCLUDE:** All in one unit, complete with galvanised skid, hose reel, and pump. Full details in standard fittings below.

#### STANDARD COLOURS

NATURAL

WHITE

YELLOW

RED

More colours available on upon request.

#### STANDARD FITTINGS INCLUDE

- Davey 5155HV Fire Pump with a 5.5hp Honda GX160 engine
- Cast aluminium hose reel, fast winding with a reel lock & easy guide rails
- 30m x 25mm hose with adjustable flow nozzle
- 40mm or 50mm camlock quick connection fittings
- Sight level indicator
- 6m suction hose with a foot valve for fast and efficient self-filling capability
- Hinged screw top lid
- Hot dipped galvanised skid with tie down points

#### ADDITIONAL ACCESSORIES

- Custom skid frames can be made upon request
- Option to upgrade to a twin impeller or diesel unit



#### BAFFLE BALLS

Supply only  
(unassembled) - \$9.57 (each)

Assembled & Installed - \$12.65 (each)



FIRE GUARD



ADVANCED  
MANUFACTURING  
TECHNOLOGY



MADE IN WESTERN  
AUSTRALIA



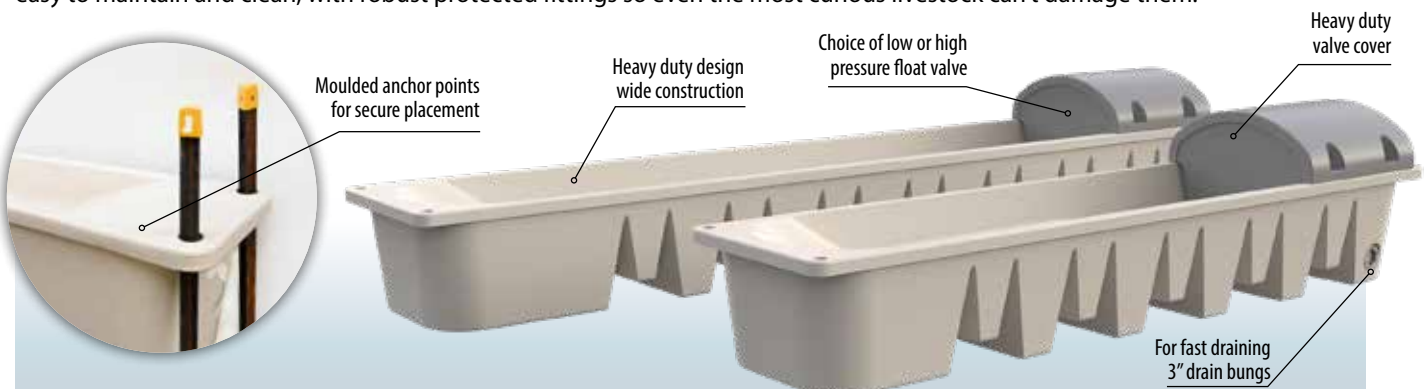
FREE DELIVERY  
within 800kms of Perth



# For Life on the Land WATER TROUGHS

## West Coast Poly's stock troughs offer the highest levels of practicality and reliability


With high volume capability, our troughs are constructed using Linear Medium Density Polyethylene. Making them tough, durable with high levels of impact resistance, while still being suitable for all water types. Thanks to their clever design, our troughs are easy to maintain and clean, with robust protected fittings so even the most curious livestock can't damage them.



### RECTANGULAR SUPA TROUGH

Product Code	Volume	Width	Length	Wall Height	Price
WCP550ST	550L	0.80m	3.40m	0.50m	<b>\$1,562</b>
WCP800ST	800L	0.80m	4.60m	0.50m	<b>\$1,793</b>

**INCLUDES:** Float valve – standard 1½" (40mm) Poly (2" at additional cost), hold down restraint points both ends, heavy duty float valve cover, fully draining with internal sump and 3" drain bung, easy clean sweep out end.



### RECTANGULAR LONG TROUGH

Product Code	Volume	Width	Length	Wall Height	Price
WCP170LT	170L	0.42m	3.20m	0.40m	<b>\$957</b>
WCP300LT	300L	0.42m	4.60m	0.40m	<b>\$1,144</b>

**INCLUDES:** High flow float valve – standard 1" (25mm) Poly (1¼", 1½" or 2" at additional cost), hold down restraint points both ends, heavy duty float valve cover, fully draining with internal sump and 2" drain bung, easy clean sweep out end.

“Experience the best in strength & durability with our round trough

### HEAVY DUTY ROUND TROUGH

Product Code	Volume	Diameter	Wall Height	Price
WCP1200RT	1,200L	1.60m	0.60m	<b>\$847</b>

Trough comes complete with tamper resistant float valve & 50mm drain bung. Available in Beige only.






## TANK AND DONUT TROUGH

Product Code	WCP4500TD	WCP9000TD
Volume	4,500L	9,000L
Drinking Vol.	330L	420L
Diameter	2.50m	3.05m
Height	2.00m	2.30m
Trough Width	0.325m	0.325m
Price	<b>\$2,926</b>	<b>\$3,773</b>

**INCLUDES:** 40mm (1½") tank outlet with isolation valve connected to trough float valve with flexible camlock coupling, 40mm trough drain bung & 40mm (1½") brass inlet with 1" (25mm) float valve. (Bottom fill inlet & larger float valves available at additional cost)



For easy connection & separation flexible coupling with camlock connection



Trough surrounds tank for easier cleaning

High volume, low pressure **FLOAT VALVE** for steady water flow



## DONUT TROUGH

Product Code	Volume	Diameter	Height	Trough Width	Price
WCP330DT	330L	2.50m	0.35m	0.325m	<b>\$1,639</b>
WCP420DT	420L	3.05m	0.35m	0.325m	<b>\$1,980</b>

**INCLUDES:** Removable float valve cover, 40mm drain bung and 40mm (1½") flexible camlock connection



STANDARD COLOURS

BEIGE

MIST GREEN

More colours available on request, see back of brochure

**5 YEAR**  
GUARANTEE



WATER STORAGE



ADVANCED  
MANUFACTURING  
TECHNOLOGY



MADE IN WESTERN  
AUSTRALIA



FREE DELIVERY  
within 800kms of Perth

# Suitable for Water & Liquid Fertiliser

## LIQUID CARTAGE TANKS

### WATER CARTAGE TANKS

When time efficiency matters, our new range of liquid cartage tanks can help make you more productive.

With a range of 600 -17,000 litres, like all of West Coast Poly's products our cartage tanks are designed to be lightweight yet strong & durable for our WA conditions. With large outlets for faster liquid flow, our range of cartage tanks make water transport a breeze.

#### CARTAGE TANKS - ORIGINAL RANGE

Product Code	Volume	Width	Length	Height	Water
WCP3500WC	3,500L	1.82m	2.37m	1.25m	<b>\$3,674</b>
WCP5400WC	5,400L	1.80m	3.22m	1.33m	<b>\$4,752</b>

#### CARTAGE TANKS

Product Code	Volume	Width	Length	Height	Water
WCP600WC	600L	1.13m	1.23m	0.71m	<b>\$1,045</b>
WCP800WC	800L	1.13m	1.23m	0.86m	<b>\$1,298</b>
WCP1000WC	1,000L	1.13m	1.23m	1.06m	<b>\$1,507</b>
WCP1500WC	1,500L	1.37m	1.73m	1.01m	<b>\$2,079</b>
WCP2000WC	2,000L	1.37m	1.73m	1.22m	<b>\$2,684</b>
WCP3000WC	3,000L	1.63m	2.33m	1.27m	<b>\$3,795</b>
WCP5000WC	5,000L	1.83m	2.58m	1.57m	<b>\$5,313</b>
WCP7000WC	7,000L	2.13m	3.33m	1.53m	<b>\$7,205</b>
WCP8500WC	8,500L	2.13m	3.33m	1.77m	<b>\$8,415</b>
WCP10500WC	10,500L	2.13m	3.83m	1.84m	<b>\$10,186</b>
WCP13000WC	13,000L	2.30m	4.43m	1.82m	<b>\$13,134</b>
WCP15000WC	15,000L	2.30m	4.43m	2.10m	<b>\$14,949</b>
WCP17000WC	17,000L	2.30m	4.43m	2.37m	<b>\$16,500</b>

#### STANDARD FITTINGS INCLUDE

**WATER CARTAGE TANKS** - Available in White or Natural (translucent):

**600 - 2,000L:** Poly outlet up to 50mm (2") with brass ball isolation valve, camlock & cap. Calibrated sight tube, solid stainless steel mounting pins, atmospheric vent and 350mm hinged polypropylene inspection hatch.

**3,000 - 7,000L:** Poly outlet up to 50mm (2") with brass ball isolation valve, camlock & cap. Inlet with camlock if required. Calibrated Sight tube with isolation valve, solid stainless steel mounting pins, 2 way atmospheric vent and 450mm polypropylene hinged inspection hatch.

**8,500 - 17,000L:** 1 x Brass outlet up to 80mm (3") with brass ball isolation valve, camlock and cap. Inlet with camlock if required. Calibrated Sight tube with isolation valve, solid stainless steel mounting pins, 2 way atmospheric vent and 450mm polypropylene hinged inspection hatch.





## LIQUID FERTILISER CARTAGE TANKS

Spend less time filling and more time spraying with our range of fertiliser cartage tanks.

Ranging from 600-17,000 litres, with the largest in the range able to fill up a 5000L sprayer 3.5 times, the equivalent to tripling your sprayer capacity. Constructed using a Linear Medium Density Polyethylene (LMDPE) and quality stainless steel fittings that provide outstanding chemical compatibility, corrosion resistance and faster liquid transfer, saving precious time during your busy periods.

### CARTAGE TANKS - ORIGINAL RANGE

Product Code	Volume	Width	Length	Height	Liquid Fertiliser
WCP3500FC	3,500L	1.82m	2.37m	1.25m	<b>\$4,158</b>
WCP5400FC	5,400L	1.80m	3.22m	1.33m	<b>\$6,061</b>

### CARTAGE TANKS

Product Code	Volume	Width	Length	Height	Liquid Fertiliser
WCP2000FC	2,000L	1.37m	1.73m	1.22m	<b>\$3,113</b>
WCP3000FC	3,000L	1.63m	2.33m	1.27m	<b>\$4,422</b>
WCP5000FC	5,000L	1.83m	2.58m	1.57m	<b>\$6,347</b>
WCP7000FC	7,000L	2.13m	3.33m	1.53m	<b>\$8,789</b>
WCP8500FC	8,500L	2.13m	3.33m	1.77m	<b>\$9,757</b>
WCP10500FC	10,500L	2.13m	3.83m	1.84m	<b>\$12,012</b>
WCP13000FC	13,000L	2.30m	4.43m	1.82m	<b>\$14,960</b>
WCP15000FC	15,000L	2.30m	4.43m	2.10m	<b>\$16,830</b>
WCP17000FC	17,000L	2.30m	4.43m	2.37m	<b>\$18,227</b>

\*Sizes 600L - 1,500L available upon request.

### STANDARD FITTINGS INCLUDE

#### LIQUID FERTILISER CARTAGE TANKS - Available in White or Natural (translucent):

**2,000L:** Poly outlet up to 50mm (2") with stainless steel ball isolation valve, camlock & cap. Calibrated sight tube, solid stainless steel mounting pins, atmospheric vent and 350mm polypropylene hinged inspection hatch.

**3,000 - 7,000L:** Poly outlet up to 50mm (2") with stainless steel ball isolation valve, camlock & dust cap. Inlet with camlock if required. Calibrated sight tube with isolation valve, solid stainless steel mounting pins, 2 way atmospheric vent and 400mm stainless steel hinged inspection hatch.

**8,500 - 17,000L:** Poly outlet up to 80mm (3") with stainless steel ball isolation valve, camlock & dust cap. Inlet with camlock if required. Calibration sight tube with isolation valve, solid stainless steel mounting pins, 2 way atmospheric vent, 400mm stainless steel hinged inspection hatch.



LIQUID  
FERTILISER  
CARTAGE



WATER CARTAGE



ADVANCED  
MANUFACTURING  
TECHNOLOGY



MADE IN WESTERN  
AUSTRALIA



FREE DELIVERY  
within 800kms of Perth




# Suitable For Water & Liquid Fertiliser

## LIQUID CARTAGE TANKS

### EXTRA FITTINGS & ACCESSORIES

#### CARTAGE TANKS OPTIONAL EXTRAS:

- Stainless steel ladder for tank sizes 8,500L-17,000L at additional cost - **\$825**
- 600mm poly inspection hatch (7,000L-17,000L) - **\$198**
- 600mm stainless steel inspection hatch (7,000L-17,000L) - **\$1,650**
- Skid Frames - **SEE PAGE 14**
- 4" outlets or larger flanged style - **available on request**



#### BAFFLE BALLS - 355mm CLIP LOCK

Designed for the safer transportation of liquid, our baffle balls reduce liquid surge within the tank when cornering and braking. This improves the safety and stability of your vehicle.

Product Code	Baffle Balls	Unit Price
WCPBAFF	Supply Only - <i>unassembled</i> (1ball per 40L)	<b>\$9.57</b>
WCPBAFFTP	Assembled & Installed in Tank (1ball per 40L)	<b>\$12.65</b>

\*Recommend filling 100% of the tank.



#### WHY OUR BAFFLE BALLS?

- Vehicle stability and hazard mitigation
- Reduction in maintenance costs
- Food grade polypropylene
- Virtual Volume (1% actual volume)
- 6 securing clips means these don't come apart like many other baffle balls
- Our baffle ball occupies less than 1% of total tank volume



# Cartage Tanks SKID FRAMES

## SKID FRAMES - CARTAGE TANKS

Our skid frames are designed & made in house at our modern Canning Vale facility & are commercial heavy duty grade. The West Coast Poly skid frames are HDG (Hot Dipped Galvanised) for high durability. With usability in mind we designed our skid frames with multi sided fork tine lifting points giving you maximum versatility and mobility for your cartage tanks.

We can customise our skid frames to suit whatever needs you require, simply contact our friendly sales team.



### RANGE AND DIMENSIONS - Hot dipped Galvanised

Product Code	Volume	Width	Length	Price
WCP600SF	600L	1.13m	1.23m	<b>\$2,607</b>
WCP800SF	800L	1.13m	1.23m	<b>\$2,607</b>
WCP1000SF	1,000L	1.13m	1.23m	<b>\$2,607</b>
WCP1500SF	1,500L	1.37m	1.73m	<b>\$4,378</b>
WCP2000SF	2,000L	1.37m	1.73m	<b>\$4,378</b>
WCP3000SF	3,000L	1.63m	2.33m	<b>\$6,820</b>
WCP5000SF	5,000L	1.83m	2.58m	<b>\$7,282</b>

Product Code	Volume	Width	Length	Price
WCP7000SF	7,000L	2.13m	3.33m	<b>\$9,482</b>
WCP8000SF	8,500L	2.13m	3.33m	<b>\$9,482</b>
WCP10500SF	10,500L	2.13m	3.83m	<b>\$10,032</b>
WCP13000SF	13,000L	2.43m	4.53m	<b>\$10,978</b>
WCP15000SF	15,000L	2.43m	4.53m	<b>\$10,978</b>
WCP17000SF	17,000L	2.43m	4.53m	<b>\$10,978</b>

**FOR MORE INFORMATION, CALL OUR SALES TEAM ON (08) 9456 5888**

# Secure Storage LIQUID FERTILISER

**Secure Liquid Fertiliser Storage, so you can focus on the seasons ahead.**

Expertly designed these tanks are fully engineer FEA certified, single piece roto-moulded construction for unmatched strength & durability. With a range of clever features and backed by a 15 year guarantee, West Coast Poly has your agricultural liquid fertiliser storage covered, so you can get on with farming.

Product Code	Volume	Volume (Tonne)	Diameter	Apex Height	Price
WCP25000LF	25,000L	33	3.78m	2.60m	<b>\$7,436</b>
WCP50000LF	50,000L	66	4.60m	3.45m	<b>\$13,860</b>



MAX Specific Gravity = 1.32



## STANDARD FITTINGS INCLUDE

- 3" (80mm) HDPE poly inflill line with stainless steel non return valve, camlock and dust cap and 13mm drain valve
- 2" (50mm) or 3" (80mm) suction outlet – Stainless steel isolation ball valve with camlock connection & dust cap
- Screwed inspection hatch
- Guided Tank Gauge - tank mounted mechanical level gauge
- 4 tie down points
- FEA engineering certified

# Fast Batch Turnover FERTILISER MIXING TANKS

Giving you on-site mixing capabilities for agricultural fertiliser mixing, while also providing the flexibility to tailor specific formulas that suit your application needs.

The West Coast Poly mechanical/electric mixer comprises of a vertical prop shaft with a roof mounted electric motor & gear box, driving a stainless steel prop shaft, designed specifically for your process application.

With our vast tank manufacturing experience, our mechanical mixer engineering team, have a mixer tank solution for your needs. Whether it be low level, high velocity or process stirring, fully draining floors, a tank can be made to your requirements.



Product Code	Volume	Height	Diameter	Mixing Volume (Suggested Batch Vol.)	Price
WCP5000MX	5,000L	1.30m	2.35m	4,000L	<b>\$13,706</b>
WCP9000MX	9,000L	1.50m	2.85m	8,000L	<b>\$14,960</b>
WCP14000MX	14,000L	2.20m	2.85m	12,000L	<b>\$15,312</b>
WCP25000MX	25,000L*	2.60m	3.78m	22,000L	<b>\$21,186</b>
WCP38000MX	38,000L*	3.15m	4.30m	35,000L	<b>\$30,008</b>
WCP50000MX	50,000L*	3.45m	4.60m	47,000L	<b>\$34,012</b>

Pricing represents 240v units -415v available on request.

## STANDARD FITTINGS INCLUDE

- 240v single batch mixers
- 5,000L to 14,000L: 50mm (2") poly outlet + ball valve
- 25,000L to 50,000L: 80mm (3") poly outlet + stainless steel ball valve.
- Hinged PE loading hatch

## ADDITIONAL OPTIONS

- Low level/variable batch mixers
- Internal baffles
- Fully draining floor
- 415v mixers
- Flanged fittings
- Level indicator
- **OTHER TANK SIZES ON REQUEST**

## APPLICATIONS

- Chemical applications
- Fertiligation
- Individual recipes combinations
- Broadacre/Viticulture/Horticulture

## BENEFITS

- High agitation rate for rapid batch turnaround
- Aggressive floor scouring to prevent sediment
- Versatility to produce specific fertiliser/chemical recipes

\*Additional oversize delivery charge P.O.A. 38,000L and 50,000L require mixer to be installed on-site, extra cost involved depending on delivery destination.

# Storage and Cartage DIESEL TANKS

## DIESEL STORAGE TANKS

**Built tough for secure on-farm diesel storage and efficient diesel handling.**

West Coast Poly Diesel Storage Tanks are expertly designed with a suite of clever features. Acting like a suit of armour for your diesel, they protect against contamination and ingress, while enabling faster, more efficient handling. West Coast Poly has your on-farm diesel storage needs covered, so you can focus on farming.

### DIESEL STORAGE TANKS + ITALIAN MADE PIUSI PUMP KIT

5,000L	WITH PUMP	NO PUMP
Product Code	WCP5000DSP	WCP5000DS
Diameter	1.93m	1.93m
Apex Height	2.07m	2.07m
Price	<b>\$9,790</b>	<b>\$4,983</b>

10,000L	WITH PUMP	NO PUMP
Product Code	WCP10000DSP	WCP10000DS
Diameter	2.35m	2.35m
Apex Height	2.64m	2.64m
Price	<b>\$10,846</b>	<b>\$6,248</b>



### STANDARD FITTINGS INCLUDE

#### TANKS INCLUDE:

- 50mm (2\") fill line
- 40mm lockable drain valve
- Fully sealed roof to prevent water ingress
- Volume level sight tube + isolation valve
- 80mm (3\") overflow port with ingress protection and vermin proof screen
- Earth/Ground cable
- Twin vent diesel breather

#### OTHER SIZES AVAILABLE ON REQUEST

#### WITH PUMP:

- 12v or 240v Italian made PIUSI Diesel pump kit
- Flow meter sealed within steel cabinet
- Earth/Ground cable
- Flow rates of 80L/min for the 12v and 90L/min for the 240v
- Protective water filter
- Auto shut off nozzle
- Diesel grade delivery hose 12v = 4m hose & 240v = 7.5m hose

### STANDARD FOR THE STORAGE OF DIESEL FUEL (AS1940:2017)

West Coast Poly diesel tanks are designed in accordance with **AS1940:2017 storage and handling of combustible liquids.**

Tank installation including bund requirements are the responsibility of the user & should be as per required in accordance with **AS1940:2017.**



## DIESEL CARTAGE TANKS

A hard-wearing work horse to transport your diesel safely and efficiently.

No matter if you're seeding, spraying or harvesting our Diesel Cartage Tanks will help keep your operation moving forward. Thanks to their meticulous design & our cutting edge Roto-Moulding technology, our Diesel Cartages Tanks are built tough, yet remain lightweight, for efficient diesel transport.

### DIESEL CARTAGE TANKS

Product Code	Volume	Width	Length	Height	Price
WCP600DC	600L	1.13m	1.23m	0.71m	<b>\$1,210</b>
WCP800DC	800L	1.13m	1.23m	0.86m	<b>\$1,573</b>
WCP1000DC	1,000L	1.13m	1.23m	1.06m	<b>\$1,760</b>
WCP1500DC	1,500L	1.37m	1.73m	1.01m	<b>\$2,332</b>
WCP2000DC	2,000L	1.37m	1.73m	1.22m	<b>\$3,069</b>
WCP3000DC	3,000L	1.63m	2.33m	1.27m	<b>\$4,345</b>
WCP5000DC	5,000L	1.83m	2.58m	1.57m	<b>\$6,248</b>
WCP7000DC	7,000L	2.13m	3.33m	1.53m	<b>\$8,173</b>
WCP8500DC	8,500L	2.13m	3.33m	1.77m	<b>\$9,449</b>
WCP10500DC	10,500L	2.13m	3.83m	1.84m	<b>\$11,550</b>

### STANDARD FITTINGS INCLUDE

- Anti foaming filling point 50mm (2") • Twin vent diesel breather • Lockable ball valve 40mm (1 1/2")
- Lockable calibrated site tube • Stainless steel mounting pins • Poly sealed lid

### PUMP KITS AND SKID FRAMES AVAILABLE



**DIESEL STORAGE SOLUTIONS**



**ADVANCED MANUFACTURING TECHNOLOGY**



**MADE IN WESTERN AUSTRALIA**



**FREE DELIVERY**  
within 800kms of Perth

# Secure Storage ADBLUE STORAGE TANK

West Coast Poly's AdBlue tanks are expertly designed to give you total peace of mind, knowing that your AdBlue is stored securely.

Their heavy duty and single piece roto-moulded construction gives these tanks unmatched strength and durability. While also coming with a Piusi pump kit as standard, to give you easy access to your AdBlue on-site.

For a complete AdBlue storage solution that meets the needs of your modern high performance diesel engines, it has to be West Coast Poly.

## ADBLUE STORAGE TANKS + ITALIAN MADE PIUSI PUMP KIT

Product Code	Volume	Diameter	Apex Height	Price
WCP10000AS	10,000L	2.35m	2.64m	<b>\$12,210</b>
WCP5000AS	5,000L	1.93m	2.07m	<b>\$10,032</b>

**OTHER SIZES  
AVAILABLE ON  
REQUEST**




### STANDARD FITTINGS INCLUDE

- 12v or 240v PIUSI AdBlue pump kit with flow meter sealed within steel cabinet
- Flow rate of 35L/min
- 5m delivery hose plus auto shut off nozzle
- 2" fill line
- 40mm lockable drain valve
- Lockable calibrated site tube
- 3" overflow port with ingress protection and vermin proof screen
- Fully sealed roof to prevent water ingress



# MAXIMUM STRENGTH MAXIMUM DURABILITY

## COMMERCIAL & INDUSTRIAL TANKS



West Coast Poly's commitment to excellence in manufacturing produces the highest quality polyethylene tanks, suitable for a wide range of industrial and mining applications.

**PORTABLE | WATER | CYCLONIC | CARTAGE | DIESEL | MIXING | INSULATED | CUSTOM TANKS**

# Water Storage Tanks RESIDENTIAL RANGE

We offer a range of domestic rainwater tanks to suit the suburban environment.



Our tanks are fully certified and manufactured for the household blocks where space is limited. Slimline tanks that fit neatly under the eaves and traditional round tanks make up the residential range.

The rainwater tanks are available in a range of sizes, styles and colours. You are sure to find the perfect tank for your requirements to complement the surrounding environment of your home.

## RESIDENTIAL TANKS BENEFITS:

- Space saving designs
- Can be placed directly onto pavers
- Reinforced band allows tap placement for easy access
- Easy to relocate
- Manufactured locally in Western Australia with a 10 year guarantee
- Variety of colours, UV resistant

## WE MAKE IT EASY TO START COLLECTING RAINWATER



## INSTALLATION



*Scan me*

Scan our QR code for installation of residential tank guidelines


## DELIVERY

**PLEASE NOTE:** A delivery charge of \$110 applies to all **Residential Tanks (320L - 4,500L Mega Slim)**, delivered direct to customers within 800kms of the Canning Vale factory.

\*The 4,500L Mega Slim tank is curbside delivery only.

“Utilise collected rainwater for your washing machine, toilets or water thirsty gardens”

**COLOURS AVAILABLE:** Indication only. Colours may vary with the printing process. More colours available, see back of brochure.





### ROUND TANKS

Name/Size	Product Code	Diameter	Wall Height	Height/Inlet	Price
320L Mini	WCP320R	0.58m	1.19m	1.26m	<b>\$495</b>
550L Tall	WCP550R	0.62m	1.95m	2.0m	<b>\$572</b>
720L Courtyard	WCP720R	0.80m	1.50m	1.60m	<b>\$605</b>
1,200L Midi	WCP1200R	1.05m	1.44m	1.54m	<b>\$748</b>
2,500L Suburban	WCP2500R	1.42m	1.62m	1.86m	<b>\$1,023</b>
3,700L Backyard	WCP3700R	1.65m	1.75m	2.0m	<b>\$1,243</b>

### SLIMLINE TANKS

Name/Size	Product Code	Height/Inlet	Width	Length	Price
Slimline 1,500L	WCP1500SL	1.86m	0.80m	1.40m	<b>\$1,012</b>
Space Saver 2,500L	WCP2500SL	2.08m	0.715m	2.35m	<b>\$1,562</b>
Terrace 3,000L	WCP3000SL	1.99m	0.80m	2.52m	<b>\$1,705</b>
4,500L Mega Slim	WCP4500SL	2.00m	0.98m	3.08m	<b>\$2,244</b>

### YOUR TANK COMES INSTALLED WITH STANDARD FITTINGS:



DRAIN BUNG



MESH  
LEAF STRAINER



SCREW  
TOP LID



LEVER ACTION  
TAP



BUG PROOF  
OVERFLOW PORT



Slimline tanks: 1,500L, 2,500L, 3,000L



WATER STORAGE



ADVANCED  
MANUFACTURING  
TECHNOLOGY



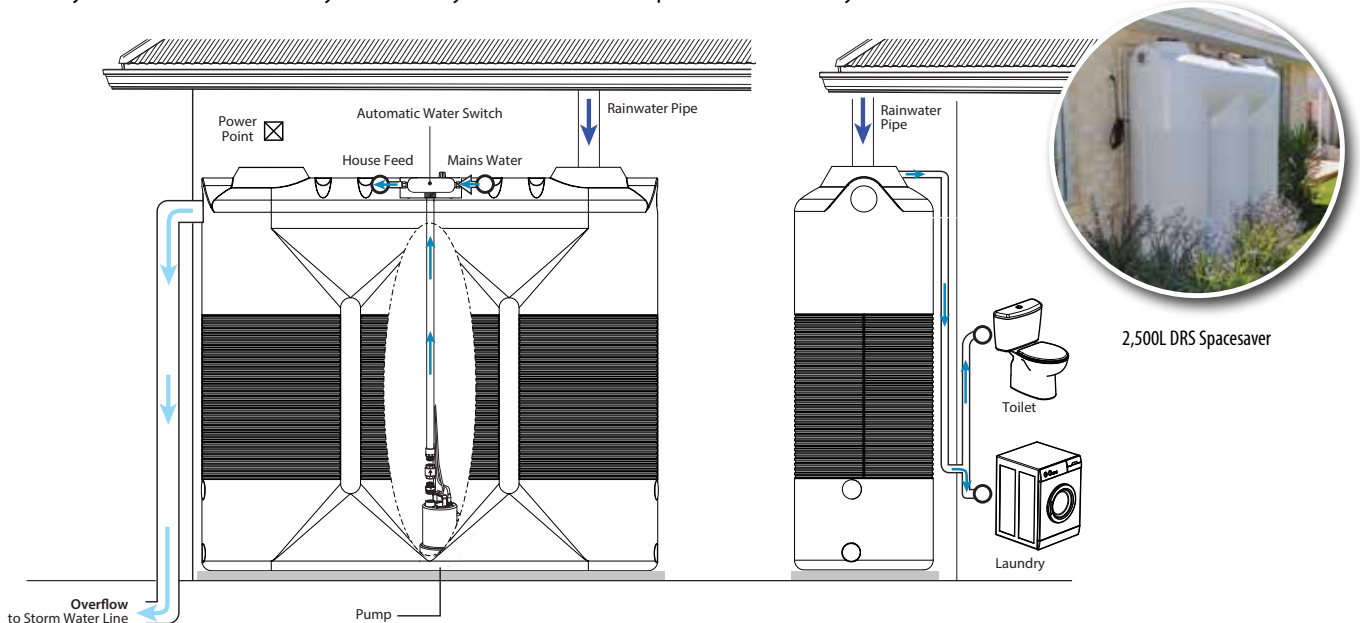
MADE IN WESTERN  
AUSTRALIA



# AUTO RAINWATER HARVESTING SYSTEM

## All In One Automatic Rainwater Harvesting Systems.

An all-in-one system where technology does the work for you when it comes to collecting & utilising your rainwater for in house reuse. If your rainwater tank is running low, the roof mounted controller automatically switches the water flowing to the house from the tank to water directly from the water mains. Switching back to rainwater automatically once your tank's water is replenished. It will always use rainwater first and you will always have an uninterrupted water flow to your home.



### AUTO RAINWATER HARVESTING SYSTEM INCLUDES:



ROOF MOUNTED  
AUTO WATER SWITCH  
CONTROLLER



DIVERTRON 1200  
SUBMERSIBLE PUMP




BUG PROOF  
OVERFLOW PORT



MESH  
LEAF STRAINER



LEVER  
ACTION TAP



SCREW  
TOP LID

### AUTO RAINWATER HARVESTING SYSTEM + ROUND TANK

Volume	Product Code	Diameter	Wall Height	Height/Inlet	Price
2,500 - DRS Round	WCP2500RDRS	1.42m	1.62m	1.86m	<b>\$2,585</b>

### AUTO RAINWATER HARVESTING SYSTEM + SLIMLINE TANK

Volume	Product Code	Height/Inlet	Width	Length	Price
1,500L - DRS Slimline	WCP1500SDRS	1.86m	0.80m	1.40m	<b>\$2,552</b>
2,500L - DRS Spacesaver	WCP2500SDRS	2.08m	0.715m	2.35m	<b>\$3,102</b>
3,000L - DRS Terrace	WCP3000SDRS	1.99m	0.80m	2.52m	<b>\$3,355</b>
4,500L - DRS Mega Slim	WCP4500SDRS	2.00m	0.98m	3.08m	<b>\$3,960</b>

Other tank sizes are available on request. Installation is an additional cost. A delivery charge of \$110 applies to all Residential Tanks (320L - 4,500L Mega Slim) within 800kms of the Canning Vale factory. \*The 4,500L Mega Slimline tank is curbside delivery only.



**INSTALL PACKAGE + SYSTEM UPGRADE - \$1,099** (excludes tank price, Perth metro only)

*Upgrade Your Rainwater Quality - We'll Handle the Installation*

Includes: Free Delivery, Installation, First Flush Diverter, Leaf Eater Advanced

# EXTRA FITTINGS & ACCESSORIES

Build the ideal water tank solution package for your home with our range of quality accessories.

Make sure you make the most of your new water tank and deliver a high volume of quality water into your home.

We have categorised our range of residential tank accessories in 5 easy steps to help you design the perfect water tank solution for your home.

## 1. COLLECT AND PROTECT YOUR RAIN WATER

*Keep debris out of your rain harvesting system so it stays clean*



### LEAF EATER ADVANCED - \$66

Easily mounted, it prevents leaves entering the catchment pipes with it's fine mesh screen.



### TOTAL RAIN - \$165

The ultimate all-in-one rainwater cleaning device, filters leaves and diverts the first flush.

## 2. DIVERT YOUR RAINWATER

*Divert contaminated roof run off keeping your tank clean*



### FIRST FLUSH WATER DIVERTER - \$46.20

Gives your tank the best water by diverting the first flush of rain water from your roof.



### FIRST FLUSH CARROT WATER DIVERTER - \$99

Its unique compact design takes up minimal space & diverts the first flush without the chamber.

## 3. WATER MOVEMENT

*Make sure your water flows to where you need it too*



### ONGA JMP100 PUMP - \$671

An economical household pressure system with high performance & reliability.



### DAVEY HP65-06T WITH TORRIUM2 - \$1,463

Offers perfect water pressure with a small water pump that can fit into a tight spot.

## 4. FINAL STAGE FILTRATION

*Ensure your water is ready to use through proper filtering*



### DAVEY TWIN FILTER HOUSINGS KAS10J - \$528

Davey twin filter housing kits are assembled side by side on a stylish bracket for ease of installation.



### DAVEY UV WATER DISINFECTION KUV57A - \$2,266

Delivers safe, clean water - using the power of ultra violet light for reliable, effective, chemical-free disinfection.

OTHER FILTRATION SOLUTIONS AVAILABLE UPON REQUEST

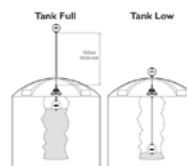
## 5. MONITOR YOUR WATER LEVEL

*Solutions that allows you to check the water level in your tank at a glance*



### EXPRESS TANK GAUGE - \$143

Accurately shows the level of water on the water tank wall. Great for tanks on stands & residential tanks.



### HANSEN LEVEL ALERT - \$374

A maintenance free simple fluid level indicator that can be mounted on tank. Features easy adjust nut & security lock, HiViz Low wind resistant float & stainless steel fastenings.



### GUIDED TANK GAUGE - \$275

The Liquidator uses a vertical guide tube. The indicator slides up and down on the outside of the tube while the counterweight is contained in it.

# PRODUCT PRICE LIST

Effective July 1st 2024

## AGRICULTURAL RANGE

### WATER STORAGE TANKS

Product Code	Volume	Price
WCP4500R	4,500L	<b>\$1,375</b>
WCP5300R	5,300L	<b>\$1,595</b>
WCP9000R	9,000L	<b>\$2,233</b>
WCP10000R	10,000L	<b>\$2,662</b>
WCP14000R	14,000L	<b>\$2,871</b>
WCP23000R	23,000L	<b>\$3,850</b>
WCP25000R	25,000L	<b>\$3,993</b>
WCP27500R	27,500L	<b>\$4,631</b>
WCP38000R	38,000L	<b>\$7,458</b>
WCP50000R	50,000L	<b>\$9,834</b>

### WATER STORAGE TANKS COMBO RANGE

Product Code	Combos	Price
WCP23000RCOM	2 x 23,000L (46,000L)	<b>\$7,590</b>
WCP25000RCOM	2 x 25,000L (50,000L)	<b>\$7,832</b>
WCP27500RCOM	2 x 27,500L (55,000L)	<b>\$9,152</b>
WCP38000RCOM	2 x 38,000L (76,000L)	<b>\$14,586</b>
WCP50000RCOM	2 x 50,000L (100,000L)	<b>\$19,338</b>

### FLEXIBLE COUPLINGS

Product Code	Size	Price
WCPFLX40X500	40mm (1 1/2")	<b>\$110</b>
WCPFLX50X500	50mm (2")	<b>\$132</b>
WCPFLX80X500	80mm (3")	<b>\$242</b>

### BALL VALVES

Product Code	Size	Price
WCP25BV	25mm (1")	<b>\$22</b>
WCP32BV	32mm (1 1/4")	<b>\$33</b>
WCP40BV	40mm (1 1/2")	<b>\$44</b>
WCP50BV	50mm (2")	<b>\$66</b>
WCP80BV	80mm (3")	<b>\$198</b>

### BRASS OUTLETS

Product Code	Size	Price
WCP25BO	25mm (1")	<b>\$22</b>
WCP32BO	32mm (1 1/4")	<b>\$33</b>
WCP40BO	40mm (1 1/2")	<b>\$44</b>
WCP50BO	50mm (2")	<b>\$55</b>
WCP80BO	80mm (3")	<b>\$176</b>

### LEVEL GAUGES

Product Code	Gauges	Price
WCPETG	Express Tank Gauge	<b>\$132</b>
WCPHLA	Hansen Level Alert	<b>\$286</b>
WCPGTG	Guided Tank Gauge	<b>\$275</b>

*Tank gauge, supplied only*

### FIRE GUARD - COMPACT FF UNITS

Product Code	Volume	Price
WCP600FF	600L	<b>\$6,094</b>
WCP800FF	800L	<b>\$6,292</b>
WCP1000FF	1,000L	<b>\$6,490</b>

### FIRE GUARD SKID MOUNTED FIRE RESPONDERS

Product Code	Volume	Price
WCP600FR	600L	<b>\$6,083</b>
WCP800FR	800L	<b>\$6,292</b>
WCP1000FR	1,000L	<b>\$6,490</b>
WCP1500FR	1,500L	<b>\$7,964</b>
WCP2000FR	2,000L	<b>\$8,316</b>
WCP3000FR	3,000L	<b>\$9,408</b>

### FIREGUARD OPTIONAL EXTRAS

Product Code	Gauges	Price
WCPR	Individual Hose Reel	<b>\$990</b>
WCPHR	Individual Hose Reel + 1" Fire Hose & Nozzle	<b>\$1,276</b>

### RECTANGULAR SUPA TROUGH

Product Code	Volume	Price
WCP550ST	550L	<b>\$1,562</b>
WCP800ST	800L	<b>\$1,793</b>

### RECTANGULAR LONG TROUGH

Product Code	Volume	Price
WCP170LT	170L	<b>\$957</b>
WCP300LT	300L	<b>\$1,144</b>

### HEAVY DUTY ROUND TROUGH

Product Code	Volume	Price
WCP1200RT	1,200L	<b>\$847</b>

### TANK AND DONUT TROUGH

Product Code	Vol	Drinking Vol	Price
WCP4500TD	4,500L	330L	<b>\$2,926</b>
WCP9000TD	9,000L	420L	<b>\$3,773</b>

### DONUT TROUGH

Product Code	Volume	Price
WCP330DT	330L	<b>\$1,639</b>
WCP420DT	420L	<b>\$1,980</b>

### CARTAGE TANKS

Product Code	Volume	Water
WCP600WC	600L	<b>\$1,045</b>
WCP800WC	800L	<b>\$1,298</b>
WCP1000WC	1,000L	<b>\$1,507</b>
WCP1500WC	1,500L	<b>\$2,079</b>
WCP2000WC	2,000L	<b>\$2,684</b>
WCP3000WC	3,000L	<b>\$3,795</b>
WCP5000WC	5,000L	<b>\$5,313</b>
WCP7000WC	7,000L	<b>\$7,205</b>
WCP8500WC	8,500L	<b>\$8,415</b>
WCP10500WC	10,500L	<b>\$10,186</b>
WCP13000WC	13,000L	<b>\$13,134</b>
WCP15000WC	15,000L	<b>\$14,949</b>
WCP17000WC	17,000L	<b>\$16,500</b>

## CARTAGE TANKS - ORIGINAL RANGE

Product Code	Volume	Water
WCP3500WC	3,500L	<b>\$3,674</b>
WCP5400WC	5,400L	<b>\$4,752</b>

## CARTAGE TANKS - ORIGINAL RANGE

Product Code	Volume	Liquid Fertiliser
WCP3500FC	3,500L	<b>\$4,158</b>
WCP5400FC	5,400L	<b>\$6,061</b>

## CARTAGE TANKS

Product Code	Volume	Liquid Fertiliser
WCP2000FC	2,000L	<b>\$3,113</b>
WCP3000FC	3,000L	<b>\$4,422</b>
WCP5000FC	5,000L	<b>\$6,347</b>
WCP7000FC	7,000L	<b>\$8,789</b>
WCP8500FC	8,500L	<b>\$9,757</b>
WCP10500FC	10,500L	<b>\$12,012</b>
WCP13000FC	13,000L	<b>\$14,960</b>
WCP15000FC	15,000L	<b>\$16,830</b>
WCP17000FC	17,000L	<b>\$18,227</b>

## CARTAGE TANKS OPTIONAL EXTRAS

Product Code	Gauges	Price
WCPSSL	SS ladder (8,500L-17,000L)	<b>\$825</b>
WCP600PIH	600mm Poly Inspection hatch (7,000L-17,000L)	<b>\$198</b>
WCP600SIH	600mm SS Inspection hatch (7,000L-17,000L)	<b>\$1,650</b>

## BAFFLE BALLS

Product Code	Baffle Balls	Unit Price
WCPBAFF	Supply Only - unassembled (1ball per 40L)	<b>\$9.57</b>
WCPBAFFTP	Assembled & Installed (1ball per 40L)	<b>\$12.65</b>

## LIQUID FERTILISER MIXING TANKS

Product Code	Volume	Price
WCP5000MX	5,000L	<b>\$13,706</b>
WCP9000MX	9,000L	<b>\$14,960</b>
WCP14000MX	14,000L	<b>\$15,312</b>
WCP25000MX	25,000L*	<b>\$21,186</b>
WCP38000MX	38,000L*	<b>\$30,008</b>
WCP50000MX	50,000L*	<b>\$34,012</b>

\*Additional oversize delivery charge P.O.A.

## LIQUID FERTILISER STORAGE TANKS

Product Code	Volume	Price
WCP25000LF	25,000L (33T)	<b>\$7,436</b>
WCP50000LF	50,000L (66T)	<b>\$13,860</b>

## DIESEL STORAGE TANKS + ITALIAN MADE PIUSI PUMP KIT

Product Code	Volume	WITH PUMP
WCP5000DSP	5,000L	<b>\$9,790</b>
WCP10000DSP	10,000L	<b>\$10,846</b>

## DIESEL STORAGE TANKS

Product Code	Volume	NO PUMP
WCP5000DS	5,000L	<b>\$4,983</b>
WCP10000DS	10,000L	<b>\$6,248</b>

## ADBLUE STORAGE TANK + ITALIAN MADE PIUSI PUMP KIT

Product Code	Volume	WITH PUMP
WCP10000AS	10,000L	<b>\$12,210</b>
WCP5000AS	5,000L	<b>\$10,032</b>

## DIESEL CARTAGE TANKS

Product Code	Volume	Price
WCP600DC	600L	<b>\$1,210</b>
WCP800DC	800L	<b>\$1,573</b>
WCP1000DC	1,000L	<b>\$1,760</b>
WCP1500DC	1,500L	<b>\$2,332</b>
WCP2000DC	2,000L	<b>\$3,069</b>
WCP3000DC	3,000L	<b>\$4,345</b>
WCP5000DC	5,000L	<b>\$6,248</b>
WCP7000DC	7,000L	<b>\$8,173</b>
WCP8500DC	8,500L	<b>\$9,449</b>
WCP10500DC	10,500L	<b>\$11,550</b>

## SKID FRAMES - Hot Dipped Galvanised

Product Code	Volume	Price
WCP600SF	600L	<b>\$2,607</b>
WCP800SF	800L	<b>\$2,607</b>
WCP1000SF	1,000L	<b>\$2,607</b>
WCP1500SF	1,500L	<b>\$4,378</b>
WCP2000SF	2,000L	<b>\$4,378</b>
WCP3000SF	3,000L	<b>\$6,820</b>
WCP5000SF	5,000L	<b>\$7,282</b>
WCP7000SF	7,000L	<b>\$9,482</b>
WCP8000SF	8,500L	<b>\$9,482</b>
WCP10500SF	10,500L	<b>\$10,032</b>
WCP13000SF	13,000L	<b>\$10,978</b>
WCP15000SF	15,000L	<b>\$10,978</b>
WCP17000SF	17,000L	<b>\$10,978</b>

## RESIDENTIAL RANGE

### ROUND TANKS

Product Code	Name/Size	Price
WCP320R	320L Mini	<b>\$495</b>
WCP550R	550L Tall	<b>\$572</b>
WCP720R	720L Courtyard	<b>\$605</b>
WCP1200R	1,200L Midi	<b>\$748</b>
WCP2500R	2,500L Suburban	<b>\$1,023</b>
WCP3700R	3,700L Backyard	<b>\$1,243</b>

### SLIMLINE TANKS

Product Code	Name/Size	Price
WCP1500SL	Slimline 1,500L	<b>\$1,012</b>
WCP2500SL	Space Saver 2,500L	<b>\$1,562</b>
WCP3000SL	Terrace 3,000L	<b>\$1,705</b>
WCP4500SL	Mega Slim 4,500L	<b>\$2,244</b>

### AUTO RAINWATER HARVESTING SYSTEM AND TANK

Product Code	Name/Size	Price
WCP2500RDRS	2,500 - DRS Round	<b>\$2,585</b>
WCP1500SDRS	1,500L - DRS Slimline	<b>\$2,552</b>
WCP2500SDRS	2,500L - DRS Spacesaver	<b>\$3,102</b>
WCP3000SDRS	3,000L - DRS Terrace	<b>\$3,355</b>
WCP4500SDRS	Mega Slim 4,500L	<b>\$3,960</b>

### TANK ACCESSORIES (RESIDENTIAL)

Product Code	Product	Price
WCPLEA	Leaf Eater Advanced	<b>\$66</b>
WCPTR	Total Rain	<b>\$165</b>
WCPFFWD	First Flush Water Diverter	<b>\$46.20</b>
WCPFFCWD	First Flush Carrot Water Diverter	<b>\$99</b>
WCPJMMMP	Onga JMP 100 Pump	<b>\$671</b>
WCPDTP	Davey HP65-06T + Torrium2	<b>\$1,463</b>
WCPDTFHP	Davey Twin Filter Housing KAS10J	<b>\$528</b>
WCPDUVWD	Davey UV Water Disinfection KUV57A	<b>\$2,266</b>
WCPETG	Express Tank Gauge	<b>\$143</b>
WCPHLA	Hansen Level Alert	<b>\$374</b>
WCPGTG	Guided Tank Gauge	<b>\$275</b>

# Colour Range

**Colours in brackets (colour matching guide):** Colourbond® colours

**NOTE:** Colours shown are an indication only, colour may vary. If colour required not shown, contact us for more options.



Owned and Manufactured in WA.

Copyright of material displayed in this brochure remains the property of West Coast Poly Pty Ltd.



## Delivery:

### Rural Tanks - Free Delivery (within 800kms from Perth\*)

Standard fittings are installed on-site to ensure placement is to your requirements. Delivery is efficient with a fast turnaround from order to delivery.

### All Residential Tanks (320L - 4,500L SLIMLINE) - DELIVERY FEE \$110

In the Perth metro area urban tanks are delivered directly to residences by courier transport. Regional areas within 800km of Perth are delivered by West Coast Poly's fleet of trucks.

\*The 4,500L Mega Slimline tank is curbside delivery only.

Available from:

